


Saint's Alive Template





Final Trim Size: 7x10 (portrait orientation)

Other Details:

1. Leave 3/8 inch live area margin (you can print in that area, just don't put important stuff there).
2. Bottom 3.5 inches is where your text is located.
3. You can have a bleed - if you want to bleed your edges, your paper size would be at least 7.5x10.5 and then you'd trim it down to 7x10.
4. You do not have to have the title of your piece (i.e. your patron saint) in text on your print.



this template is not at exact scale

-  **Bleed: 7.5 x 10.5 inches**
Extend your background art to fully fill this area if you want a bleed edge.
-  **Trim: 7 x 10 inches**
This is where you cut your print
-  **Safe Area: 6.25 x 9.25 inches**
Keep all important info (text, etc) within this area so they will always be visible, even within a frame.
-  **Text Area: 6.25 x 3.5 inches**
Any text description of your piece should fall in this area only.

